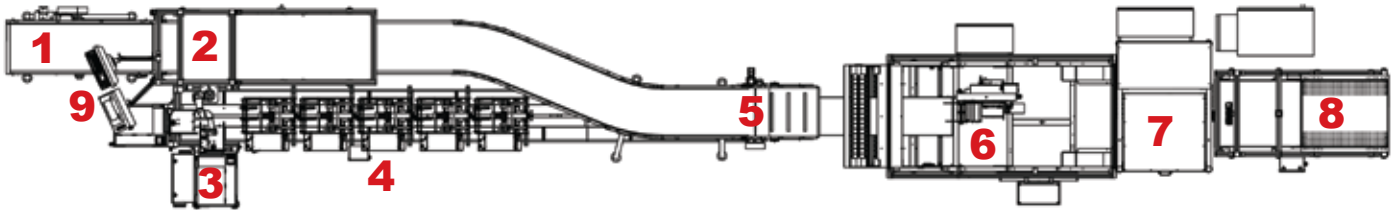



APPAREL AUTOBAGGER™



1 Product is placed on infeed.



2 Product or order barcode is scanned.




3 Dual packslip printers and robotic arm placement.



4 Order-specific marketing collateral is automatically selected.



5 Paperwork and product are combined.



6 Shipping label is printed and applied to top layer of film



7 Dimensions are scanned and package is wrapped and sealed to form mailer.



8 Adapta feature forms right-size package for reduced DIM and shipping cost.



9 Extensive reporting throughout the process.